

Biotinylated Human IL-6 R alpha/CD126 Protein

Cat. No. ILR-HM46RB

Description	
Source	Recombinant Biotinylated Human IL-6 R alpha/CD126 Protein is expressed from HEK293 with His tag and Avi tag at the C-Terminus. It contains Leu20-Pro365.
Accession	P08887-1
Molecular Weight	The protein has a predicted MW of 41.4 kDa. Due to glycosylation, the protein migrates to 70-80 kDa based on Bis-Tris PAGE result.
Endotoxin	Less than 1EU per µg by the LAL method.
Purity	> 95% as determined by Bis-Tris PAGE > 95% as determined by HPLC

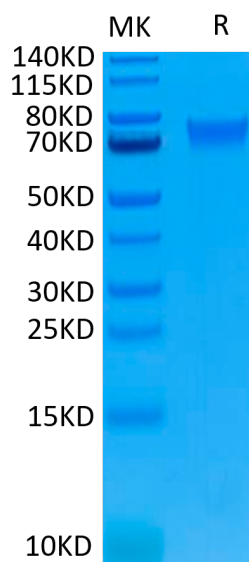
Formulation and Storage	
Formulation	Lyophilized from 0.22µm filtered solution in PBS (pH 7.4). Normally 8% trehalose is added as protectant before lyophilization.
Reconstitution	Centrifuge the tube before opening. Reconstituting to a concentration more than 100 µg/ml is recommended. Dissolve the lyophilized protein in distilled water.
Storage	-20 to -80°C for 12 months as supplied from date of receipt. -80°C for 3 months after reconstitution. Recommend to aliquot the protein into smaller quantities for optimal storage. Please minimize freeze-thaw cycles.

Background

The multifunctional factor interleukin 6 (IL-6) exerts its activities through binding to a high-affinity receptor complex consisting of two membrane glycoproteins: an 80 kDa component receptor that binds IL-6 with low affinity (IL-6R alpha) and a signal-transducing component of 130 kDa (gp130) that does not bind IL-6 by itself, but is required for high-affinity binding of IL-6 by the complex. Both components of the receptor complex, IL-6R alpha and gp130 have been cloned, sequenced, and expressed.

Assay Data

Bis-Tris PAGE



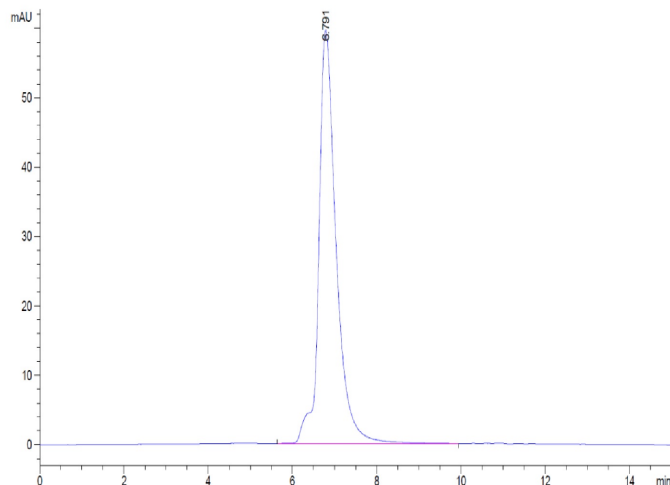
Biotinylated Human IL-6 R alpha on Bis-Tris PAGE under reduced condition. The purity is greater than 95%.

SEC-HPLC

Biotinylated Human IL-6 R alpha/CD126 Protein

Cat. No. ILR-HM46RB

Assay Data

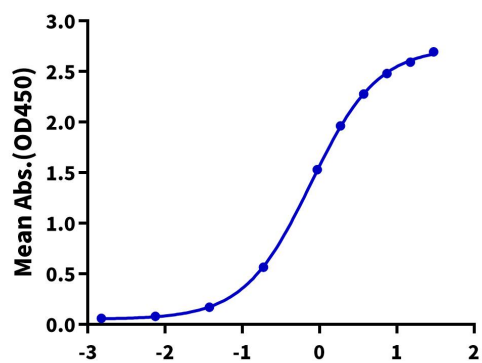


The purity of Biotinylated Human IL-6 R alpha is greater than 95% as determined by SEC-HPLC.

ELISA Data

Biotinylated Human IL-6 R alpha, His Tag ELISA

0.5 μ g Human IL-6, No Tag Per Well



Immobilized Human IL-6, No Tag at 5 μ g/ml (100 μ l/well) on the plate. Dose response curve for Biotinylated Human IL-6 R alpha, His Tag with the EC₅₀ of 0.78 μ g/ml determined by ELISA.